

















































						
p. 4 - B-1	p. 5 - B-1F	p. 5 - B-1L	p. 4 - B-4	p. 4 - B-1b	p. 16 - H-1	p. 16 - H-2
						
p. 16 - H-3	p. 16 - H-4	p. 17 - H-5	p. 17 - H-6	p. 17 - H-9	p. 17 - H-12	p. 18 - H-12exg
						
p. 6 - B-11	p. 18 - H-13	p. 18 - H-14	p. 19 - K-1	p. 19 - K-2	p. 19 - M-1	p. 19 - M-2
						
p. 5 - B-2	p. 5 - B-3	p. 20 - O-1, 2, 3	p. 31 - WF-1,2,3	p. 20 - O-4	p. 22 - R-1	p. 31 - WF-4
						
p. 22 - R-2	p. 21 - O-5, 6	p. 21 - O-7	p. 23 - R-11	p. 14 - F-1, 2, 3	p. 31 - WF-5,6,7	p. 15 - F-5
						
p. 15 - F-6	p. 31 - WF-8	p. 15 - F-7	p. 22 - R-4	p. 22 - R-7, R-8	p. 23 - R-9	p. 23 - N-2
						
p. 24 - G-1E	p. 24 - S-1	p. 24 - S-2	p. 24 - S-3	p. 232 - NC-1	p. 32 - NC-2	p. 32 - NC-3
						
p. 34 - HD-13, 15, 16	p. 34 - HD-14	p. 34 - CL-1,2,3,4	p. 34 - CL-10,11	p. 34 - HK-10	p. 33 - N-4	p. 33 - N-1

# Shiplights

Residential & Commercial Lighting

## Product Image Table of Contents

 p. 6 - C-1	 p. 7 - C-1F	 p. 6 - C-1ARM	 p. 7 - C-1TUB	 p. 4 - B-1CH	 p. 7 - C-2, C-2TUB	 p. 8 - C-3
 p. 8 - C-3F	 p. 8 - C-3ARM	 p. 8 - C-3TUB	 p. 9 - C-4	 p. 9 - C-4F	 p. 9 - C-4ARM	 p. 9 - C-4TUB
 p. 10 - C-5	 p. 10 - C-5F	 p. 10 - C-5ARM	 p. 10 - C-5TUB	 p. 11 - C-6, 7	 p. 11 C-6, 7TUB	 p. 12 - C-8
 p. 12 - C-9, C-9TUB	 p. 32 - NC-4	 p. 12 - C-11ARM	 p. 13 - C-12ARM	 p. 13 - C-13TUB	 p. 13 - C-14TUB	

 p. 25 - T-1	 p. 25 - T-2	 p. 25 - T-3	 p. 25 - T-4	 p. 26 - T-5	 p. 26 - T-6	 p. 26 - T-7
 p. 27 - U-1	 p. 27 - U-2	 p. 27 - U-3	 p. 27 - U-4, 5, 6	 p. 28 - U-4,5,6F	 p. 28 U-4,5,6TUB	 p. 29 - U-12
 p. 30 - U-12	 p. 28 - U-7, 8	 p. 28 - U-7F, 8F	 p. 29 U-7,8 TUB	 p. 29 - U-9	 p. 29 - U-9TUB	 p. 30- 8304

# Custom Finishing Information:

## Standard Finishes: (Unlacquered Brass & Chrome)



*Unlacquered Brass*  
(will patina over time)



*Chrome*

## Custom Finishes:

(Antique Brass, Antique Copper, Antique Nickel, Lacquered Brass, Oil Rubbed Bronze, Pewter, Polished Copper, Polished Nickel, Satin Brass, Satin Chrome, Satin Copper, Satin Nickel, Verdigris & More)

 <p><i>Antique Nickel</i></p>	 <p><i>Polished Nickel</i></p>	 <p><i>Satin Nickel</i></p>	 <p><i>Pewter</i></p>
 <p><i>Antique Brass</i> (Lacquered &amp; Satin Brass Also Available)</p>	 <p><i>Oil Rubbed Bronze</i> Finish varies between a more brown color and a more black – Customer may specify preference</p>	 <p><i>Satin Copper</i> Lacquered or Unlacquered (Polished &amp; Antique Copper)</p>	 <p><i>Verdigris</i></p>

## Custom Powder Coat: All colors and types available.

 <p><i>Yellow</i></p>	 <p><i>Matte Black</i></p>	 <p><i>White</i></p>	 <p><i>Red</i></p>	<p><b><u>Custom Matching:</u></b> We can Match a custom finish or powder coat color if you provide a sample</p>
---	---	---	--	---

We are happy to send finish samples upon Request

A division of Brass 'N Bounty

# Shiplights

Residential & Commercial Lighting

68 Front St Marblehead, Ma 01945

p. 781-631-3864 ; f. 781-823-5555


www.shiplights.com; e: info@shiplights.com

## Solid Brass Interior/Exterior Residential & Commercial Lighting

*Going Green:* Use LED Bulbs to increase energy efficiency & decrease costs.

### B-1 Bulkhead Light



 Listed; Suitable for Interior & Exterior Residential / Commercial Use

Max Wattage: 100w LED Equivalent;  
75w Incandescent Bulb ;

Socket: Medium (E26) Base (accepts LEDs Incandescent) ; Dimmable (GU-24 Available)

Glass: Clear Standard, Frosted (+\$)

Mounting: Options include: modified backplate to attach / cover standard box or flat surface with 4 Holes to mount to Wood Blocking;

Available Finishes:


*Standard Finishes:*  
Unlacquered Brass

***Custom Finishes Include:***

Antique Brass, Chrome, Antique Nickel, Oil Rubbed Bronze, Pewter, Polished Copper, Polished Nickel, Satin Brass, Satin Chrome, Satin Copper, Satin Nickel, Verdi & More  
\*See Custom Finish Page Details\*

**All Powder Coat Color Options**

### B-1B Bronze Bulkhead Light



 Interior & Exterior Residential / Commercial Use

Max Wattage: 100w LED; 75w Incandescent Bulb ;

Socket: Medium (E26) Base (accepts LEDs Incandescent) ; Dimmable (GU-24 Available)

Glass: Clear Standard, Frosted (+\$)

Architectural Salvage: All lights are unique and show some signs of age

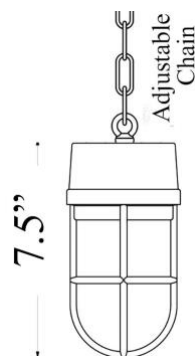
Mounting: 4.5" surface with 4 holes for wood screws (no crossbar), bronze salvaged box available upon request, Screws provided.

Available Finishes:

*Standard:*  
Unlacquered Bronze ;

*Custom:*  
All Options (including Polished Chrome)

### B-1CH Hanging Bulkhead Light



 Interior & Exterior (Covered) Residential / Commercial

Max Wattage: 75w LED; 60w Incandescent Bulb ;

Socket: Medium (E26) Base (accepts LEDs Incandescent) ; Dimmable (GU-24 Available); Switch Available

Glass: Clear or Frosted

Orientation: Ceiling, Wall or Pole Mount

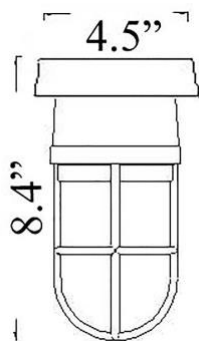
Mounting: 4.8" Mounting Plate; 20" of chain is provided, more available upon Request. All Install Hardware Provided.

Available Finishes:

*Standard:*  
Unlacquered Brass;  
Chrome

*Custom:*  
All Options

## B-1F Bulkhead Flush Mount



Listed; Suitable for Interior & Exterior Residential / Commercial Use

**Max Wattage:** 75w LED; 60w Incandescent Bulb ;

**Socket:** Medium (E26) Base (accepts LEDs Incandescent) ; Dimmable ; Switch Available

**Glass:** Clear or Frosted

**Orientation:** Ceiling, Wall or Pole Mount


**Mounting:** 4.5" Mounting Plate; All Installation Hardware Provided. Alternative Mounting Options available upon request.

### Available Finishes:

**Standard:**  
Unlacquered Brass;  
Chrome

**Custom:**  
All Options

## B-1L Bulkhead Light



Interior & Exterior Residential / Commercial

**Max Wattage:** 100w LED; 75w Incandescent Bulb

**Socket:** Medium (E26) Base (accepts LEDs Incandescent); Dimmable (GU-24 Available)

**Glass:** Clear Standard (Frosted +\$)

**Architectural Salvage:** All lights are unique & may show signs of age

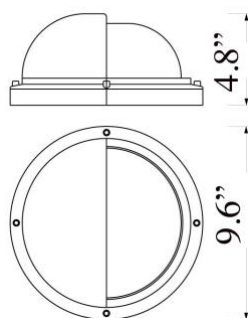
**Mounting:** 4.5" surface with 4 holes for wood screws (no crossbar), bronze salvage junction box available upon request, Screws provided.

### Available Finishes:

**Standard:**  
Unlacquered Bronze

**Custom Finishes:**  
All Options (including Polished Chrome)

## B-2 Bulkhead with Hood



Listed, Suitable for Wet Location; Interior & Exterior Residential / Commercial

**Max Wattage:** 100w LED; 100w Wall, 60w Ceiling Incandescent Bulb

**Socket:** Medium (E26) Base (LEDs Incandescent); Dimmable (GU-24 Available); Switch Available

**Glass:** Frosted Glass

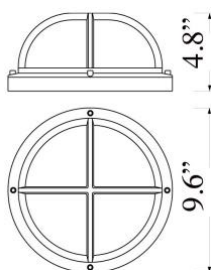
**Mounting:** 9.6" Mounting Surface, attaches to standard box. All Installation Hardware Provided

### Available Finishes:

**Standard:**  
Unlacquered Brass ;  
Industrial Chrome  
Polished Chrome

**Custom:**  
All Options

## B-3 Bulkhead with Cross Bar



Listed, Suitable for Wet Location; Interior & Exterior Residential / Commercial

**Max Wattage:** 100w LED; 100w Wall, 60w Ceiling Incandescent Bulb

**Socket:** Medium (E26) Base (accepts LEDs Incandescent) Dimmable (GU-24 available); Switch Available

**Glass:** Frosted Glass

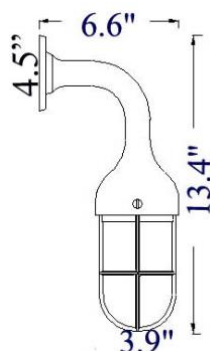
**Mounting:** 9.6" Mounting Surface, attaches to standard box. All Installation Hardware Provided

### Available Finishes:

**Standard:**  
Unlacquered Brass ;  
Industrial Chrome  
Polished Chrome

**Custom:**  
All Options

## B-4 Elbow Bulkhead Light



Listed, Suitable for Wet Location; Interior & Exterior Residential / Commercial

**Max Wattage:** 75w LED, Incandescent Bulb ;

**Socket:** Medium (E26) Base (accepts LEDs Incandescent) ; Dimmable (GU-24 Available)

**Glass:** Clear or Frosted

**Mounting:** 4.5" Mounting Plate attaches to standard box; All Installation Hardware Provided

Dry Location only if mounted going up

**Available Finishes:**

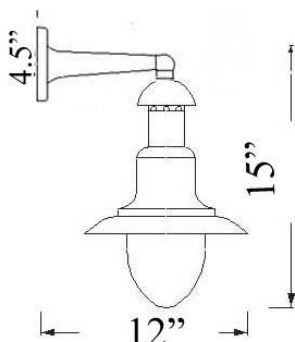
*Standard:*

Unlacquered Brass ;  
Polished Chrome

*Custom:*

All Options

## B-11 Small Brim Wall Light



Listed ; Suitable for Residential & Commercial or Interior Use

**Max Wattage:** 100w LED Equivalent;  
60w Incandescent Bulb ;

**Socket:** Medium (E26) Base (accepts LEDs Incandescent) ; Dimmable (GU-24 Available)

**Glass:** Clear or Frosted Glass

**Mounting:** 4.5" Mounting Surface attaches to standard box. All Installation Hardware Provided

**Available Finishes:**

*Standard:*

Unlacquered Brass &  
Polished Chrome

*Custom:*

All Options

## C-1 Small Hooded Hanging Light



Listed; Suitable for Interior & Exterior (Covered) Residential / Commercial Use

**Max Wattage:** 75w LED, Incandescent Bulb ;

**Socket:** Medium (E26) Base (accepts LEDs Incandescent) ; Dimmable (GU-24 Available)

**Glass:** Clear or Frosted Glass

**Mounting:** 4.8" Mounting Plate; 20" of chain is provided; more available upon Request. All Install Hardware Provided.

**Available Finishes:**

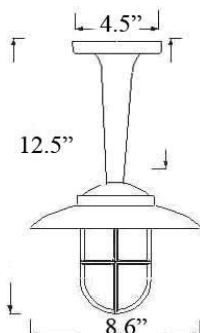
*Standard:*

Unlacquered Brass ;  
Polished Chrome

*Custom:*

All Options

## C-1ARM Sm. Hooded Pendant



Listed; Suitable for Interior & Exterior (Covered) Residential / Commercial Use

**Max Wattage:** 75w LED ;60w Incandescent Bulb;

**Socket:** Medium (E26) Base (accepts LEDs Incandescent) ; Dimmable (GU-24 Available)

**Glass:** Clear or Frosted Glass

**Mounting:** 4.5" Mounting Surface; All Install Hardware Provided.

**Available Finishes:**

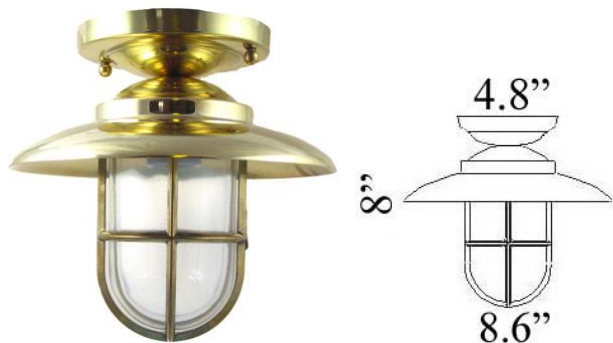
*Standard Finishes:*


Unlacquered Brass ;  
Polished Chrome

*Custom Finishes:*

All Custom Finish  
Options

### C-1F Small Hooded Flush Light



 Listed; Suitable for Interior & Exterior (Covered)  
Residential / Commercial Use

Max Wattage: 75w LED 60w Incandescent Bulb ;

Socket: Medium (E26) Base (accepts LEDs Incandescent) ; Dimmable (GU-24 Available)

Glass: Clear or Frosted Glass

Mounting: 4.8" Mounting Plate; All Install Hardware Provided.


Available Finishes:

Standard:  
Unlacquered Brass ;  
Polished Chrome

Custom:  
All Options

### C-1tub Sm. Hooded Pole Light



 Listed; Suitable for Interior & Exterior (Covered)  
Residential / Commercial Use

Max Wattage: 75w LED; 60w Incandescent Bulb ;

Socket: Medium (E26) Base (accepts LEDs Incandescent) ; Dimmable (GU-24 Available)

Glass: Clear or Frosted Glass

Mounting: 4.8" Mounting Back Plate. Overall height is adjusted to customer specification. All Install Hardware Provided.


Available Finishes:

Standard:  
Unlacquered Brass ;  
Polished Chrome

Custom:  
All Options

### C-2 Large Brim Hanging Light



 Listed; Suitable for Interior & Exterior (Covered)  
Residential / Commercial Use

Max Wattage: 100w LED Equivalent;  
75w Incandescent Bulb ;

Socket: Medium (E26) Base (accepts LEDs Incandescent) ; Dimmable (GU-24 Available)

Glass: Clear or Frosted

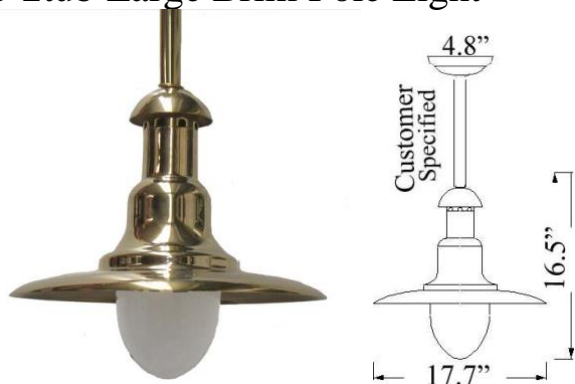
Mounting: 4.8" Mounting Plate; 20" of chain is provided; more available upon Request. All Install Hardware Provided.


Available Finishes:

Standard:  
Unlacquered Brass ;  
Polished Chrome

Custom:  
All Options

### C-2tub Large Brim Pole Light



 Listed; Suitable for Interior & Exterior (Covered)  
Residential / Commercial Use

Max Wattage: 100w LED Equivalent;  
75w Incandescent Bulb ;

Socket: Medium (E26) Base (accepts LEDs Incandescent) ; Dimmable (GU-24 Available)

Glass: Clear or Frosted Glass

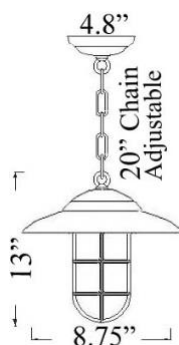
Mounting: 4.8" Mounting Plate. Overall height is adjusted to customer specification. All Install Hardware Provided.

Available Finishes:

Standard:  
Unlacquered Brass ;  
Polished Chrome

Custom:  
All Options

### C-3 Large Hooded Hanging Light



Listed; Suitable for Interior & Exterior (Covered)  
Residential / Commercial Use

**Max Wattage:** 100w LED Equivalent;  
75w Incandescent Bulb ;

**Socket:** Medium (E26) Base (accepts LEDs  
Incandescent) ; Dimmable (GU-24 Available)

**Glass:** Clear or Frosted Glass

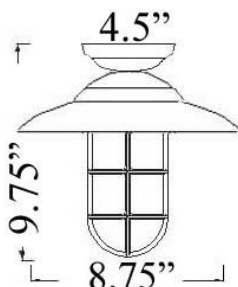
**Mounting:** 4.8" Mounting Plate; 20" of chain is  
provided; more available upon Request. All Install  
Hardware Provided.

Available Finishes:

*Standard:*  
Unlacquered Brass ;  
Polished Chrome

*Custom:*  
All Options

### C-3F Large Hooded Flush Mount



Listed; Suitable for Interior & Exterior (Covered)  
Residential / Commercial Use

**Max Wattage:** 100w LED Equivalent;  
60w Incandescent Bulb ;

**Socket:** Medium (E26) Base (accepts LEDs  
Incandescent) ; Dimmable (GU-24 Available)

**Glass:** Clear or Frosted Glass

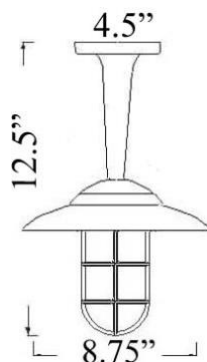
**Mounting:** 4.8" Mounting Plate; All Install  
Hardware Provided.

Available Finishes:

*Standard:*  
Unlacquered Brass ;  
Polished Chrome

*Custom:*  
All Options

### C-3ARM Large Hooded Pendant



Listed; Suitable for Interior & Exterior (Covered)  
Residential / Commercial Use

**Max Wattage:** 100w LED Equivalent;  
60w Incandescent Bulb ;

**Socket:** Medium (E26) Base (accepts LEDs  
Incandescent) ; Dimmable (GU-24 Available)

**Glass:** Clear or Frosted Glass

**Mounting:** 4.5" Mounting Surface; All Install  
Hardware Provided.

Available Finishes:

*Standard:*  
Unlacquered Brass ;  
Polished Chrome

*Custom:*  
All Options

### C-3tub Large Hooded Pole Light



Listed; Suitable for Interior & Exterior (Covered)  
Residential / Commercial Use

**Max Wattage:** 100w LED Equivalent;  
60w Incandescent Bulb ;

**Socket:** Medium (E26) Base (accepts LEDs  
Incandescent) ; Dimmable (GU-24 Available)

**Glass:** Clear or Frosted Glass

**Mounting:** 4.8" Mounting Back Plate. Overall height is  
adjusted to customer specification. All Install  
Hardware Provided.

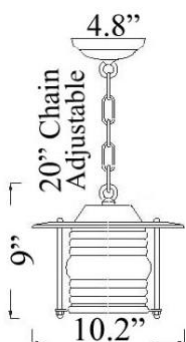
Available Finishes:

*Standard:*  
Unlacquered Brass ;  
Polished Chrome

*Custom:*  
All Options



## C-4 Hanging Patio Light



Listed; Suitable for Interior & Exterior (Covered)  
Residential / Commercial Use

Max Wattage: 100w LED Equivalent;  
100w Incandescent Bulb ;

Socket: Medium (E26) Base (accepts LEDs  
Incandescent) ; Dimmable (GU-24 Available)

Glass: Clear Glass (Frosted +\$)

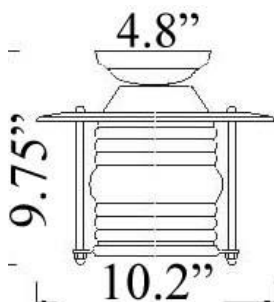
Mounting: 4.8" Mounting Plate; 20" of chain is  
provided; more available upon Request. All Install  
Hardware Provided.

Available Finishes:

Standard:  
Unlacquered Brass

Custom:  
All Options (including  
chrome)

## C-4F Flush Mount Patio Light



Listed; Suitable for Interior & Exterior (Covered)  
Residential / Commercial Use

Max Wattage: 100w LED Equivalent;  
100w Incandescent Bulb ;

Socket: Medium (E26) Base (accepts LEDs  
Incandescent) ; Dimmable (GU-24 Available)

Glass: Clear Glass (Frosted +\$)

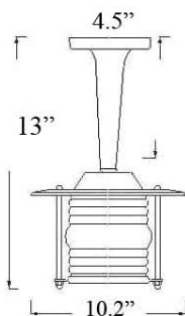
Mounting: 4.8" Mounting Plate; All Install  
Hardware Provided.

Available Finishes:

Standard Finishes:  
Unlacquered Brass

Custom Finishes:  
All Options (including  
chrome)

## C-4ARM Patio Pendant Light



Listed; Suitable for Interior & Exterior (Covered)  
Residential / Commercial Use

Max Wattage: 100w LED Equivalent;  
100w Incandescent Bulb ;

Socket: Medium (E26) Base (accepts LEDs  
Incandescent) ; Dimmable (GU-24 Available)

Glass: Clear Glass (Frosted +\$)

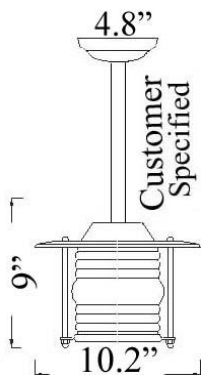
Mounting: 4.5" Mounting Surface; All Install  
Hardware Provided.

Available Finishes:

Standard:  
Unlacquered Brass

Custom:  
All Options (including  
chrome)

## C-4tub Patio Pole Light



Listed; Suitable for Interior & Exterior (Covered)  
Residential / Commercial Use

Max Wattage: 100w LED Equivalent;  
100w Incandescent Bulb ;

Socket: Medium (E26) Base (accepts LEDs  
Incandescent) ; Dimmable (GU-24 Available)

Glass: Clear Glass (Frosted +\$)

Mounting: 4.8" Mounting Back Plate. Overall height is  
adjusted to customer specification. All Install  
Hardware Provided.

Available Finishes:

Standard:  
Unlacquered Brass ;

Custom:  
All Options (including  
chrome)

## C-5 Hanging Garden Light



Listed; Suitable for Interior & Exterior (Covered)  
Residential / Commercial Use

Max Wattage: 100w LED Equivalent;  
100w Incandescent Bulb ;

Socket: Medium (E26) Base (accepts LEDs  
Incandescent) ; Dimmable (GU-24 Available)

Glass: Seeded/Bubble Clear Glass (Frosted +\$)

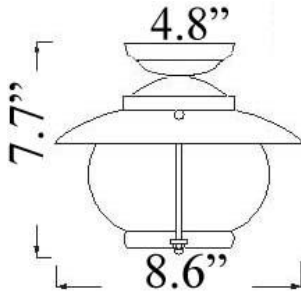
Mounting: 4.8" Mounting Plate; 20" of chain is  
provided; more available upon Request. All Install  
Hardware Provided.

### Available Finishes:

*Standard:*  
Unlacquered Brass ;  
Polished Chrome

*Custom:*  
All Options

## C-5F Flush Mount Garden Light



Listed; Suitable for Interior & Exterior (Covered)  
Residential / Commercial Use

Max Wattage: 100w LED Equivalent;  
100w Incandescent Bulb ;

Socket: Medium (E26) Base (accepts LEDs  
Incandescent) ; Dimmable (GU-24 Available)

Glass: Seeded/Bubble Clear Glass (Frosted +\$)

Mounting: 4.8" Mounting Plate; All Install  
Hardware Provided.

### Available Finishes:

*Standard:*  
Unlacquered Brass ;  
Polished Chrome

*Custom:*  
All Options

## C-5ARM Pendant Garden Light



Listed; Suitable for Interior & Exterior (Covered)  
Residential / Commercial Use

Max Wattage: 100w LED Equivalent;  
100w Incandescent Bulb ;

Socket: Medium (E26) Base (accepts LEDs  
Incandescent) ; Dimmable (GU-24 Available)

Glass: Seeded/Bubble Clear Glass (Frosted +\$)

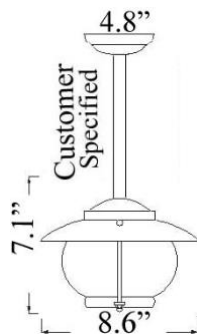
Mounting: 4.5" Mounting Surface; All Install  
Hardware Provided.

### Available Finishes:

*Standard:*  
Unlacquered Brass ;  
Polished Chrome

*Custom:*  
All Options

## C-5tub Pendant Pole Light



Listed; Suitable for Interior & Exterior (Covered)  
Residential / Commercial Use

Max Wattage: 100w LED Equivalent;  
100w Incandescent Bulb ;

Socket: Medium (E26) Base (accepts LEDs  
Incandescent) ; Dimmable (GU-24 Available)

Glass: Seeded/Bubble Clear Glass (Frosted +\$)

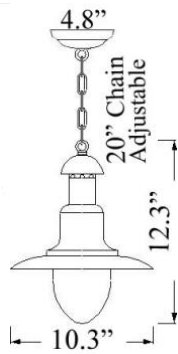
Mounting: 4.8" Mounting Back Plate. Overall height is  
adjusted to customer specification. All Install Hardware  
Provided.

### Available Finishes:

*Standard:*  
Unlacquered Brass ;  
Polished Chrome

*Custom:*  
All Options

### C-6 Small Brim Hanging Light



Listed; Suitable for Interior & Exterior (Covered)  
Residential / Commercial Use

Max Wattage: 100w LED Equivalent;  
60w Incandescent Bulb ;

Socket: Medium (E26) Base (accepts LEDs  
Incandescent) ; Dimmable (GU-24 Available)

Glass: Clear or Frosted

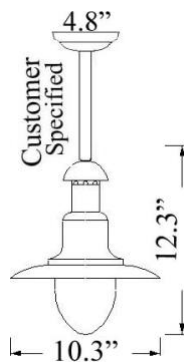
Mounting: 4.8" Mounting Plate; 20" of chain is  
provided; more available upon Request. All Install  
Hardware Provided.

Available Finishes:

*Standard:*  
Unlacquered Brass ;  
Polished Chrome

*Custom:*  
All Options

### C-6tub Small Brim Pole Light



Listed; Suitable for Interior & Exterior (Covered)  
Residential / Commercial Use

Max Wattage: 100w LED Equivalent;  
60w Incandescent Bulb

Socket: Medium (E26) Base (accepts LEDs  
Incandescent) ; Dimmable (GU-24 Available)

Glass: Clear or Frosted


Mounting: 4.8" Mounting Back Plate. Overall height is  
adjusted to customer specification. All Install Hardware  
Provided.

Available Finishes:

*Standard:*  
Unlacquered Brass ;  
Polished Chrome

*Custom:*  
All Options

### C-7 Medium Brim Hanging Light



Listed; Suitable for Interior & Exterior (Covered)  
Residential / Commercial Use

Max Wattage: 100w LED Equivalent;  
75w Incandescent Bulb

Socket: Medium (E26) Base (accepts LEDs  
Incandescent) ; Dimmable (GU-24 Available)

Glass: Clear or Frosted

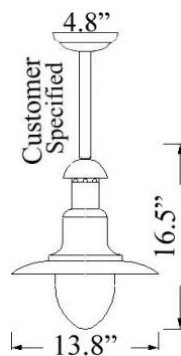
Mounting: 4.8" Mounting Plate; 20" of chain is  
provided; more available upon Request. All Install  
Hardware Provided.

Available Finishes:

*Standard:*  
Unlacquered Brass ;  
Polished Chrome

*Custom:*  
All Options

### C-7tub Medium Brim Pole Light



Listed; Suitable for Interior & Exterior (Covered)  
Residential / Commercial Use

Max Wattage: 100w LED Equivalent;  
75w Incandescent Bulb

Socket: Medium (E26) Base (accepts LEDs  
Incandescent) ; Dimmable (GU-24 Available)

Glass: Clear or Frosted

Mounting: 4.8" Mounting Back Plate. Overall height is  
adjusted to customer specification. All Install Hardware  
Provided.

Available Finishes:

*Standard:*  
Unlacquered Brass ;  
Polished Chrome

*Custom:*  
All Options

### C-8 Small Patio Hanging Light



Listed; Suitable for Interior & Exterior (Covered)  
Residential / Commercial Use

**Max Wattage:** 100w LED Equivalent;  
100w Incandescent Bulb

**Socket:** Medium (E26) Base (accepts LEDs Incandescent  
Dimmable (GU-24 Available)

**Glass:** Clear Glass (Frosted available at extra charge)

**Mounting:** 4.8" Mounting Plate; 20" of chain is provided;  
more available upon Request. All Install Hardware  
Provided.

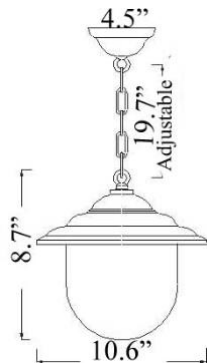
**Options:** Available as flush mount (C-8F), pendant (C-  
8arm) or pole mount (C-8tub)

**Available Finishes:**

**Standard:**  
Unlacquered Brass

**Custom:**  
All Options  
(including chrome)

### C-9 Large Globe Hanging Light



Listed; Suitable for Interior & Exterior (Covered)  
Residential / Commercial Use

**Max Wattage:** 100w LED Equivalent;  
75w Incandescent Bulb

**Socket:** Medium (E26) Base (accepts LEDs  
Incandescent) ; Dimmable (GU-24 Available)

**Glass:** Frosted Glass

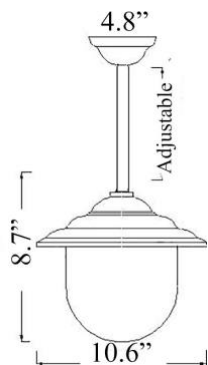
**Mounting:** 4.8" Mounting Plate; 20" of chain is  
provided; more available upon Request. All Install  
Hardware Provided.

**Available Finishes:**

**Standard:**  
Unlacquered Brass

**Custom:**  
All Options  
(including chrome)

### C-9 Large Globe Pole Light



Listed; Suitable for Interior & Exterior (Covered)  
Residential / Commercial Use

**Max Wattage:** 100w LED Equivalent;  
75w Incandescent Bulb

**Socket:** Medium (E26) Base (accepts LEDs  
Incandescent) ; Dimmable (GU-24 Available)

**Glass:** Frosted Glass

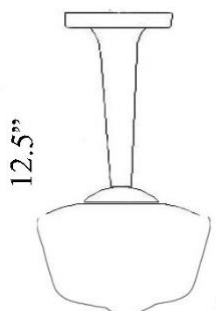
**Mounting:** 4.8" Mounting Back Plate. Overall height is  
adjusted to customer specification. All Install Hardware  
Provided.

**Available Finishes:**

**Standard:**  
Unlacquered Brass

**Custom:**  
All Options  
(including chrome)

### C-11arm Art Deco Pendant



Listed; Suitable for Interior & Exterior (Covered)  
Residential / Commercial Use

**Max Wattage:** 75w

**Socket:** Medium (E26) Base (accepts LEDs Incandescent)  
; Dimmable (GU-24 Available)

**Mounting:** 4.5" Mounting Surface

**Glass:** Milk/White Glass (Options Available)

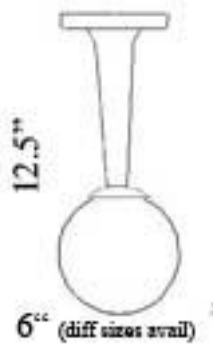
**Options:** With chain (C-11), pole mount (C-11tub) &  
flush mount (C-11F) ;

**Available Finishes:**

**Standard:**  
Unlacquered Brass  
Polished Chrome,

**Custom:**  
All Options

## C-12arm Ball Pendant Light



Listed; Suitable for Interior & Exterior (Covered)  
Residential / Commercial Use

**Max Wattage:** 75w; Medium (E26) Base (accepts LEDs Incandescent) ; Dimmable (GU-24 Available)

**Mounting:** 4.5" Mounting Surface

**Glass:** Milk/White Glass (Options Available)

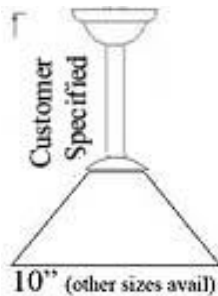
**Options:** With chain (C-12), pole mount (C-12tub) and flush mount (C-12F), 10", 12" dia available

### Available Finishes:

**Standard:**  
Unlacquered Brass  
Polished Chrome,

**Custom:**  
All Options

## C-13tub Holophane Pole Light



Listed; Suitable for Interior & Exterior (Covered)  
Residential / Commercial Use

**Max Wattage:** 100w- (100w LED)

**Socket:** Medium (E26) Base (accepts LEDs Incandescent) ; Dimmable (GU-24 Available)

**Glass:** Holophane; Larger Sizes Available

**Mounting:** 4.8" Mounting Back Plate. Overall height is adjusted to customer specification. All Install Hardware Provided.

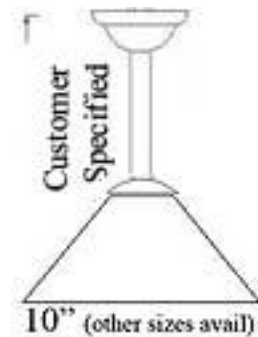
**Options:** With chain (C-13), pendant (C-13arm) and flush mount (C-13F), Other Sizes

### Available Finishes:

**Standard Finishes:**  
Unlacquered Brass  
Polished Chrome,

**Custom Finishes:**  
All Custom Finish Options

## C-14tub Billiard Pole Light



Listed; Suitable for Interior & Exterior (Covered)  
Residential / Commercial Use

**Max Wattage:** 100w- (100w LED)

**Socket:** Medium (E26) Base (accepts LEDs Incandescent) ; Dimmable (GU-24 Available)

**Glass:** Green Glass; Colors Available

**Mounting:** 4.8" Mounting Back Plate. Overall height is adjusted to customer specification. All Install Hardware Provided.

**Options:** w/ chain (C-14), pendant (C-14arm) & flush mount; Other Sizes & Colors Available

### Available Finishes:

**Standard:**  
Unlacquered Brass &  
Chrome,

**Custom:**  
All Options

## C-15F Bell Flush Light



Listed; Suitable for Interior & Exterior (Covered)  
Residential / Commercial Use

**Max Wattage:** 100w- (100w LED)

**Glass:** White Glass ; Amber Available

**Socket:** Medium base (accepts Incandescent , CFLs & LED Bulbs) ; GU-24 (CFL only)

**Options:** With chain mount (C-15), pole mount (C-15tub) and Pendant (C-15arm)


### Available Finishes:

**Standard Finishes:**  
Unlacquered Brass  
Polished Chrome,

**Custom Finishes:**  
All Custom Finish Options

## F-1 Small Open Oval Light



 UL Listed; Suitable for Interior & Exterior Residential / Commercial Use

Max Wattage: 100w LED;  
60w Wall, 40w Ceiling Incandescent Bulb

Socket: Medium (E26) Base (accepts LEDs Incandescent)  
; Dimmable ; Switch Available

Glass: Frosted Ribbed or Clear Ribbed

Options: Horizontal or Vertical; Switch Available


Mounting: 4.5" back plate attaches to standard box. All Installation Hardware Provided. Alternative Mounting Options available


Available Finishes:

Standard:  
Unlacquered Brass

Custom:  
All Options  
(including Chrome)

## F-2 Medium Open Oval Light



 UL Listed; Suitable for Interior & Exterior Residential / Commercial Use

Max Wattage: 100w LED Equivalent;  
60w Wall, 60w Ceiling Incandescent Bulb

Socket: Medium (E26) Base (accepts LEDs Incandescent)  
; Dimmable ; Switch Available

Glass: Frosted Ribbed or Clear Ribbed

Options: Horizontal or Vertical; Switch Available

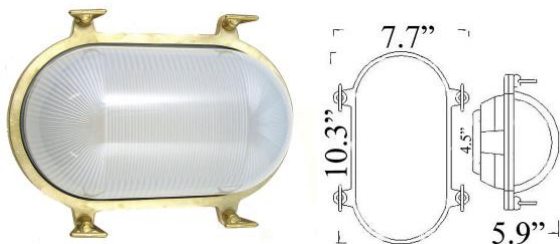
Mounting: 4.5" back plate attaches to standard box. All Installation Hardware Provided. Alternative Mounting Options available


Available Finishes:

Standard:  
Unlacquered Brass

Custom:  
All Options  
(including Chrome)

## F-3 Large Open Oval Light



 Listed, Suitable for Wet Location; Interior & Exterior Residential / Commercial

Max Wattage: 100w LED Equivalent;  
100w Wall, 60w Ceiling Incandescent Bulb

Socket: Medium (E26) Base (accepts LEDs Incandescent)  
; Dimmable ; Switch Available

Glass: Frosted Ribbed or Clear Ribbed

Options: Horizontal or Vertical; Switch Available


Mounting: 4.5" back plate attaches to standard box. All Installation Hardware Provided. Alternative Mounting Options and larger back plate available


Available Finishes:

Standard:  
Unlacquered Brass

Custom:  
All Options  
(including Chrome)

## F-4 Rectangular Open Light



 UL Listed; Suitable for Interior & Exterior Residential / Commercial Use

Max Wattage: 100w LED Equivalent;  
75w Wall, 60w Ceiling Incandescent Bulb

Socket: Medium (E26) Base (accepts LEDs Incandescent)  
; Dimmable; Switch Available

Glass: Clear Ribbed or Frosted Ribbed

Options: Horizontal or Vertical; Switch Available

Mounting: 4.5" back plate attaches to standard box. All Installation Hardware Provided. Alternative Mounting Options and larger back plate available

Available Finishes:

Standard:  
Unlacquered Brass ;

Custom:  
All Options  
(including Chrome)

### F-5 Open Bulkhead Light



Listed, Suitable for Wet Location; Interior & Exterior Residential / Commercial use

**Max Wattage:** 100w LED Equivalent; 100w Wall, 60w Ceiling Incandescent Bulb

**Socket:** Medium (E26) Base (accepts LEDs Incandescent) ; Dimmable (GU-24 Available) ; Switch Available

**Glass:** Frosted glass

**Mounting:** 9.6" Mounting Surface, attaches to standard box. All Installation Hardware Provided

**Available Finishes:**

*Standard:*  
Unlacquered Brass

*Custom:*  
All Options  
(including Chrome)

### F-6 Open Round Light



Listed, Suitable for Wet Location; Interior & Exterior Residential / Commercial use

**Max Wattage:** 100w LED Equivalent; 75w Wall, 60w Ceiling Incandescent Bulb

**Socket:** Medium (E26) Base (accepts LEDs Incandescent) ; Dimmable ; Switch Available

**Glass:** Frosted glass; Clear upon request

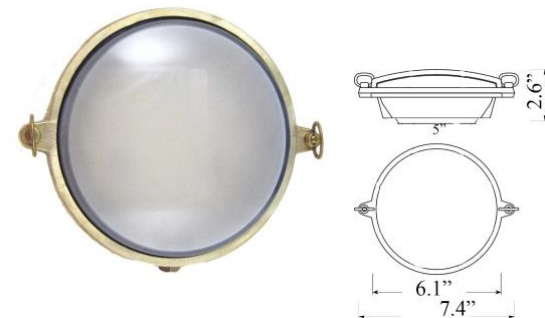
**Mounting:** 6" mounting surface; all Installation Hardware Provided. Alternative Mounting Options available

**Available Finishes:**

*Standard:*  
Unlacquered Brass

*Custom:*  
All Options  
(including Chrome)

### F-7 Small Open Round Light



Listed, Suitable for Wet Location; Interior & Exterior Residential / Commercial

**Max Wattage:** 60w LED; 40w Incandescent Bulb

**Socket:** Small (E12) Base (accepts LEDs Incandescent) ; Dimmable ; Switch Available

**Glass:** Frosted unless otherwise specified

**Mounting:** 5" mounting surface; all Installation Hardware Provided. Alternative Mounting Options available

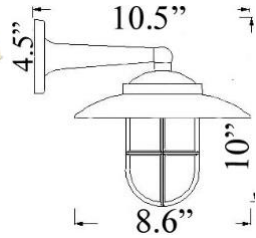
**Options:** Wall or Ceiling Fixture; Switch Available

**Available Finishes:**

*Standard:*  
Unlacquered Brass

*Custom:*  
All Options  
(including Chrome)

## H-1 Small Hooded Wall Light



Listed, Suitable for Wet Location; Interior & Exterior Residential / Commercial use

**Max Wattage:** 75w LED, Incandescent Bulb

**Socket:** Medium (E26) Base (accepts LEDs Incandescent) ; Dimmable (GU-24 Available) ; Switch Available

**Glass:** Clear or Frosted

**Mounting:** 4.5" Mounting Plate attaches to Standard box; All Installation Hardware Provided.

### Available Finishes:

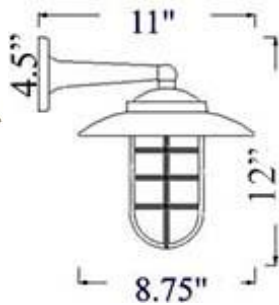
#### *Standard:*

Unlacquered Brass ;  
Polished Chrome

#### *Custom:*

All Options

## H-2 Large Hooded Wall Light



Listed, Suitable for Wet Location; Interior & Exterior Residential / Commercial use

**Max Wattage:** 100w LED; 75w Incandescent Bulb

**Socket:** Medium (E26) Base (accepts LEDs Incandescent) ; Dimmable (GU-24 Available) ; Switch Available

**Glass:** Clear or Frosted

**Mounting:** 4.5" Mounting Surface attaches to standard box; All Installation Hardware Provided.

### Available Finishes:

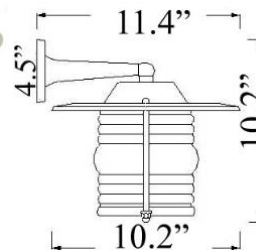
#### *Standard:*

Unlacquered Brass ;  
Polished Chrome

#### *Custom:*

All Options

## H-3 Patio Wall Light



Listed, Suitable for Wet Location; Interior & Exterior Residential / Commercial use

**Max Wattage:** 100w LED, Incandescent Bulb

**Socket:** Medium (E26) Base (LEDs Incandescent) ; Dimmable (GU-24 Available; Switch Available)

**Glass:** Clear Glass (Frosted +\$)

**Mounting:** 4.5" Mounting Plate attaches to Standard box; All Installation Hardware Provided.

### Available Finishes:

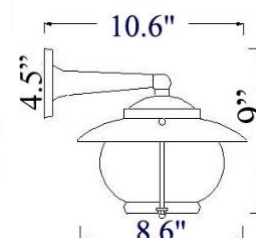
#### *Standard:*

Unlacquered Brass

#### *Custom:*

All Options (including Chrome)

## H-4 Garden Wall Light



Listed, Suitable for Wet Location; Interior & Exterior Residential / Commercial use

**Max Wattage:** 100w LED, Incandescent Bulb

**Socket:** Medium (E26) Base (accepts LEDs Incandescent) ; Dimmable (GU-24, Switch Available)

**Glass:** Seeded/Bubble Clear Glass (Frosted +\$)

**Mounting:** 4.5" Mounting Plate attaches to Standard box; All Installation Hardware Provided.

### Available Finishes:

#### *Standard:*

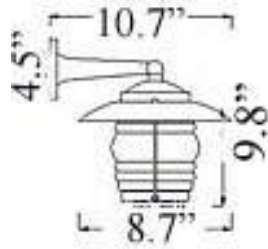
Unlacquered Brass ;  
Polished Chrome

#### *Custom:*

All Options



## H-5 Small Patio Wall Light



Listed, Suitable for Wet Location;  
Interior & Exterior Residential / Commercial use

**Max Wattage:** 100w LED, Incandescent Bulb

**Socket:** Medium (E26) Base (accepts LEDs Incandescent)  
; Dimmable (GU-24 Available) ; Switch Available

**Glass:** Clear Glass (Frosted available at extra cost)

**Mounting:** 4.5" Mounting Plate attaches to Standard box;  
All Installation Hardware Provided.

**Available Finishes:**

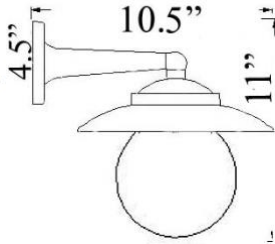
*Standard:*

Unlacquered Brass

*Custom:*

All Options (Including Chrome)

## H-6 Hooded Ball Wall Mount



Listed, Suitable for Wet Location; Interior &  
Exterior Residential / Commercial use

**Max Wattage:** 75w-

**Socket:** Medium (E26) Base (accepts LEDs Incandescent)  
; Dimmable (GU-24 Available) Switch Available

**Glass:** Milk / White Glass

**Mounting:** 4.5" Mounting Plate attaches to Standard Box;  
All Installation Hardware Provided.

*Standard:*

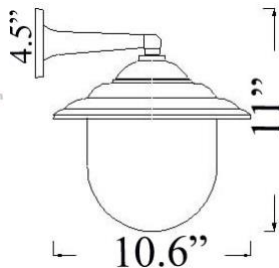
Unlacquered Brass

Polished Chrome

*Custom:*

All Options

## H-9 Large Globe Wall Light



Listed, Suitable for Wet Location;  
Interior & Exterior Residential / Commercial use

**Max Wattage:** 100w LED Equivalent;  
75w Incandescent Bulb

**Socket:** Medium (E26) Base (accepts LEDs Incandescent)  
; Dimmable (GU-24 Available)

**Glass:** Frosted

**Mounting:** 4.5" Mounting Plate attaches to Standard box;  
All Installation Hardware Provided.

**Available Finishes:**

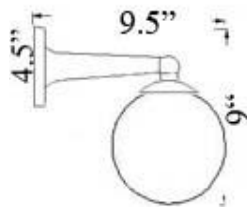
*Standard Finishes:*

Unlacquered Brass

*Custom Finishes:*

All Custom Finish Options  
(Including Chrome)

## H-12 Ball Wall Mount



; Suitable for Interior Residential / Commercial Use

**Max Wattage:** 100w LED Equivalent;  
75w Incandescent Bulb

**Socket:** Medium (E26) Base (accepts LEDs  
Incandescent) ; Dimmable (GU-24 Available)

**Glass:** White; Larger Size Available

**Mounting:** 4.5" Mounting Plate attaches to Standard box;  
All Installation Hardware Provided.

**Option:** Ceiling Mounts; Switch Available

**Available Finishes:**

*Standard:*

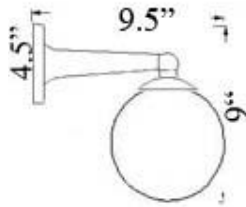
Unlacquered Brass

Polished Chrome

*Custom Finishes:*

All Options

## H-12EXT Ball Wall Mount



UL Listed; Suitable for Interior & Exterior Residential / Commercial Use

Max Wattage: 75w LED, Incandescent Bulb

Socket: Medium (E26) Base (accepts LEDs Incandescent) ; Dimmable (GU-24 Available)

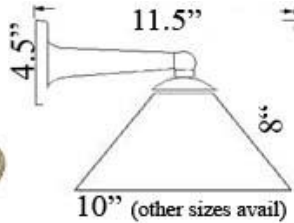
Glass: White; Larger Size Available

Mounting: 4.5" Mounting Plate attaches to Standard box; All Installation Hardware Provided.

Also Available: As Ceiling Mount;

*Standard Finishes:*  
Unlacquered Brass  
Polished Chrome  
*Custom Finishes:*  
All Options

## H-13 Holophane Wall Mount



UL Listed; Suitable for Interior Residential / Commercial Use

Max Wattage: 100w LED Equivalent; 100w Incandescent Bulb

Glass: Holophane; Larger Sizes Available

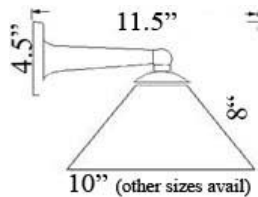
Socket: Medium (E26) Base (accepts LEDs Incandescent) ; Dimmable (GU-24 Available)

Mounting: 4.5" Mounting Plate attaches to Standard box; All Installation Hardware Provided.

Also Available: As Ceiling Mount

*Standard Finishes:*  
Unlacquered Brass  
Polished Chrome  
*Custom Finishes:*  
All Options

## H-14 Billiard Wall Mount



UL Listed; Suitable for Interior Residential / Commercial Use

Max Wattage: 100w LED, Incandescent Bulb

Glass: Green Glass; White & Amber Available


Socket: Medium (E26) Base (accepts LEDs Incandescent) ; Dimmable (GU-24 Available)

Mounting: 4.5" Mounting Plate attaches to Standard box; All Installation Hardware Provided.

*Standard Finishes:*  
Unlacquered Brass  
Polished Chrome  
*Custom Finishes:*  
All Options

## K-1 Small Hooded Cape Light



 Listed; Suitable for Interior Residential / Commercial Use

**Max Wattage:** 75w LED, Incandescent Bulb

**Glass:** Clear Frosted

**Socket:** Medium (E26) Base (accepts LEDs Incandescent) ; Dimmable (GU-24 Available)

**Mounting:** Plate is 3.6" diameter. Optional 4.5" Mounting Plate available to cover standard box if necessary. All Install Hardware Provided.


**Also Available:** As Ceiling Mount

*Standard:*  
Unlacquered Brass  
Polished Chrome

*Custom:*  
All Options

## K-2 Hoodless Cape Light



 Listed; Suitable for Interior Residential / Commercial Use

**Max Wattage:** 75w LED, Incandescent Bulb

**Glass:** Clear Frosted

**Socket:** Medium (E26) Base (accepts LEDs Incandescent) ; Dimmable (GU-24 Available)

**Mounting:** Plate is 3.6" diameter. Optional 4.5" Mounting Plate available to cover standard box if necessary. All Install Hardware Provided.


**Also Available:** As Ceiling Mount

*Standard:*  
Unlacquered Brass  
Polished Chrome

*Custom:*  
All Options

## M-1 90 Degree Traditional Light



 Listed; Suitable for Interior Residential / Commercial Use

**Max Wattage:** 75w LED, Incandescent Bulb

**Glass:** Clear or Frosted

**Socket:** Medium (E26) Base (accepts LEDs Incandescent) ; Dimmable (GU-24 Available)

**Mounting:** 4.5" Mounting Plate attaches to Standard box; All Installation Hardware Provided.


**Also Available:** As Ceiling Mount

*Standard:*  
Unlacquered Brass  
Polished Chrome

*Custom:*  
All Options

## M-2 Degree Modern Light



 Listed; Suitable for Interior Residential / Commercial Use

**Max Wattage:** 75w LED, Incandescent Bulb

**Glass:** Clear or Frosted

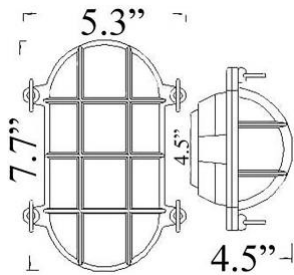
**Socket:** Medium (E26) Base (accepts LEDs Incandescent) Dimmable (GU-24 Available)

**Mounting:** 4.5" Mounting Plate attaches to Standard box; All Installation Hardware Provided.

*Standard:*  
Unlacquered Brass  
Polished Chrome

*Custom:*  
All Options

### O-1 Small Oval Cage Light



Also Available: 6.9" x 5.1" (O-8)



UL Listed; Suitable for Interior & Exterior Residential / Commercial Use

**Max Wattage:** 100w LED; 60w Wall, 40w Ceiling Incandescent Bulb

**Socket:** Medium (E26) Base (accepts LEDs Incandescent) ; Dimmable (GU-24 Available) ; Switch Available

**Glass:** Clear Ribbed or Frosted Ribbed

**Options:** Can be Horizontal or Vertical

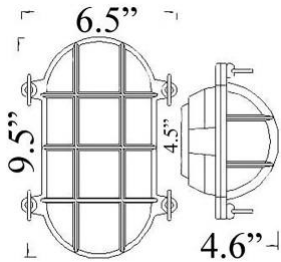

**Mounting:** 4.5" back plate attaches to standard box. All Installation Hardware Provided. Alternative Mounting Options available

Available Finishes:

*Standard:*  
Unlacquered Brass ;  
Chrome

*Custom:*  
All Options

### O-2 Medium Oval Cage Light



UL Listed; Suitable for Interior & Exterior Residential / Commercial Use

**Max Wattage:** 100w LED Equivalent; 60w Wall, 60w Ceiling Incandescent Bulb

**Socket:** Medium (E26) Base (accepts LEDs Incandescent) ; Dimmable ; Switch Available

**Glass:** Clear Ribbed or Frosted Ribbed

**Options:** Can be Horizontal or Vertical

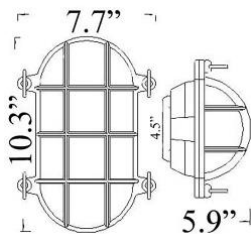

**Mounting:** 4.5" back plate attaches to standard box. All Installation Hardware Provided. Alternative Mounting Options available

Available Finishes:

*Standard:*  
Unlacquered Brass ;  
Chrome

*Custom:*  
All Options

### O-3 Large Oval Cage Light



UL Listed, Suitable for Wet Location; Interior & Exterior Residential / Commercial

**Max Wattage:** 100w LED Equivalent; 100w Wall, 60w Ceiling Incandescent Bulb

**Socket:** Medium (E26) Base (accepts LEDs Incandescent) ; Dimmable ; Switch Available

**Glass:** Clear Ribbed or Frosted Ribbed

**Options:** Can be Horizontal or Vertical

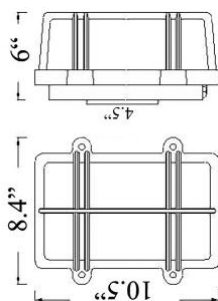
**Mounting:** 4.5" back plate attaches to standard box. All Installation Hardware Provided. Alternative Mounting Options and larger back plate available

Available Finishes:

*Standard:*  
Unlacquered Brass ;  
Chrome

*Custom:*  
All Options

### O-4 Rectangular Cage Light



UL Listed; Suitable for Interior & Exterior Residential / Commercial Use

**Max Wattage:** 100w LED Equivalent; 75w Wall, 60w Ceiling Incandescent Bulb

**Socket:** Medium (E26) Base (accepts LEDs Incandescent) ; Dimmable ; Switch Available

**Glass:** Clear Ribbed or Frosted Ribbed

**Options:** Can be Horizontal or Vertical


**Mounting:** 4.5" back plate attaches to standard box. All Installation Hardware Provided. Alternative Mounting Options and larger back plate available


Available Finishes:

*Standard:*  
Unlacquered Brass ;  
Industrial Chrome  
Polished Chrome

*Custom:*  
All Options

### O-5 Small Oval Cage w/ Hood



 UL Listed; Suitable for Interior & Exterior Residential / Commercial Use

**Max Wattage:** 100w LED Equivalent; 60w Wall, 40w Ceiling Incandescent Bulb

**Socket:** Medium (E26) Base (accepts LEDs Incandescent) ; Dimmable ; Switch Available

**Glass:** Clear Ribbed or Frosted Ribbed

**Options:** Can be Horizontal or Vertical


**Mounting:** 4.5" back plate attaches to standard box. All Installation Hardware Provided. Alternative Mounting Options available


Available Finishes:

*Standard:*  
Unlacquered Brass ;  
Chrome

*Custom:*  
All Options

### O-6 Medium Oval Cage w/ Hood



 UL Listed; Suitable for Interior & Exterior Residential / Commercial Use

**Max Wattage:** 100w LED Equivalent; 75w Wall, 60w Ceiling Incandescent Bulb

**Socket:** Medium (E26) Base (accepts LEDs Incandescent) ; Dimmable ; Switch Available

**Glass:** Clear Ribbed or Frosted Ribbed

**Options:** Can be Horizontal or Vertical

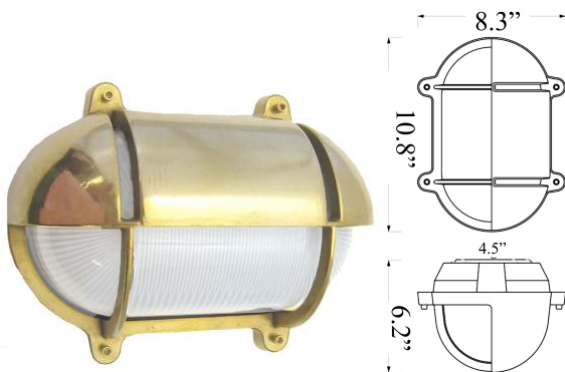
**Mounting:** 4.5" back plate attaches to standard box. All Installation Hardware Provided. Alternative Mounting Options available


Available Finishes:

*Standard:*  
Unlacquered Brass ;  
Chrome

*Custom:*  
All Options

### O-7 Large Oval Cage w/ Hood



 Listed, Suitable for Wet Location; Interior & Exterior Residential / Commercial

**Max Wattage:** 100w LED Equivalent; 100w Wall, 60w Ceiling Incandescent Bulb

**Socket:** Medium (E26) Base (accepts LEDs Incandescent) ; Dimmable ; Switch Available

**Glass:** Clear Ribbed or Frosted Ribbed

**Options:** Can be Horizontal or Vertical

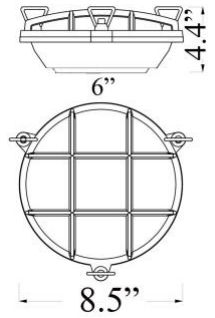
**Mounting:** 4.5" back plate attaches to standard box. All Installation Hardware Provided. Alternative Mounting Options and larger back plate available

Available Finishes:

*Standard:*  
Unlacquered Brass ;  
Chrome

*Custom Finishes:*  
All Custom Finish Options

### R-1 Round Cage Light



**UL** Listed, Suitable for Wet Location; Interior & Exterior Residential / Commercial

**Max Wattage:** 100w LED; 75w Wall, 60w Ceiling Incandescent Bulb

**Socket:** Medium (E26) Base (accepts LEDs Incandescent) ; Dimmable ; Switch Available

**Glass:** Clear or Frosted

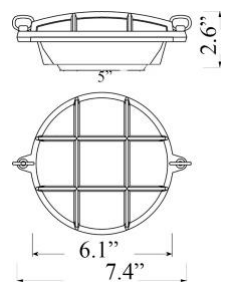
**Mounting:** 6" back plate attaches to standard box. All Installation Hardware Provided. Alternative Mounting Options available

Available Finishes:

*Standard:*  
Unlacquered Brass ; Industrial Chrome Polished Chrome

*Custom:*  
All Options

### R-2 Small Round Cage Light



**UL** Listed, Suitable for Wet Location; Interior & Exterior Residential / Commercial

**Max Wattage:** 60w LED; 40w Incandescent Bulb

**Socket:** Small (E12) Base (accepts LEDs Incandescent) ; Dimmable; Switch Available

**Glass:** Clear or Frosted

**Mounting:** 5" Mounting surface; all Installation Hardware Provided. Alternative Mounting Options available

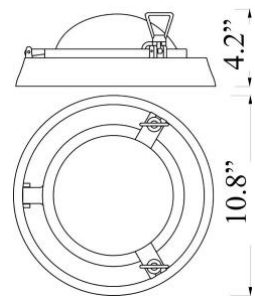
**Options:** Wall or Ceiling Fixture, Switch Available

Available Finishes:

*Standard:*  
Unlacquered Brass ; Chrome

*Custom:*  
All Options

### R-4 Round Porthole Light



**UL** Listed, Suitable for Residential / Commercial Dry Location Only

**Max Wattage:** 100w LED Equivalent; 75w Wall, 60w Ceiling Incandescent Bulb

**Socket:** Medium (E26) Base (accepts LEDs Incandescent) ; Dimmable (GU-24 Available)

**Glass:** Frosted

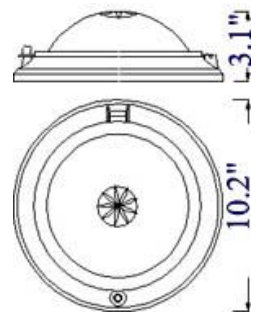
**Mounting:** 10.8" Mounting Surface, attaches to standard box. All Installation Hardware Provided

Available Finishes:

*Standard:*  
Unlacquered Brass ; Polished Chrome

*Custom:*  
All Options

### R-7 Lg Round Decorative Light



**UL** Listed, Suitable for Residential / Commercial Dry Location Only

**Max Wattage:** 2 x 40w LED Equivalent; 2x25w Incandescent

**Socket:** Small (E12) Base (accepts LEDs Incandescent) ; Dimmable

**Glass:** Frosted starburst glass

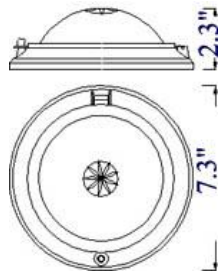
**Mounting:** 10.2" Mounting Surface, attaches to standard box. All Installation Hardware Provided

Available Finishes:

*Standard Finishes:*  
Lacquered Brass ; Polished Chrome

*Custom Finishes:*  
All Custom Finish Options (Including Unlacquered Brass)

### R-8 Sm Round Decorative Light



Listed, Suitable for Residential / Commercial Dry Location Only

**Max Wattage:** 40w LED Equivalent; 25w Incandescent

**Socket:** Small (E12) Base (accepts LEDs Incandescent) ; Dimmable

**Glass:** Frosted starburst glass

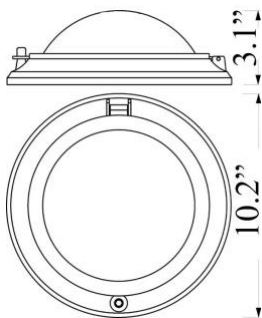
**Mounting:** 7.3" Mounting Surface, attaches to standard box. All Installation Hardware Provided

Available Finishes:

*Standard Finishes:*  
Lacquered Brass ;  
Polished Chrome

*Custom Finishes:*  
All Custom Finish Options  
(Including Unlacquered Brass)

### R-9 Large Round Light



Listed, Suitable for Residential / Commercial Dry Location Only

**Max Wattage:** 2 x 40w LED Equivalent; 2x25w Incandescent

**Socket:** Small (E12) Base (accepts LEDs Incandescent) ; Dimmable

**Glass:** Frosted Glass

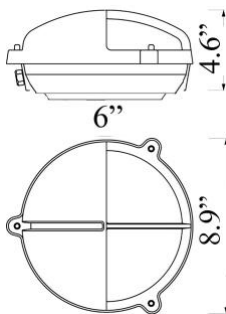
**Mounting:** 10.2" Mounting Surface, attaches to standard box. All Installation Hardware Provided

Available Finishes:

*Standard Finishes:*  
Lacquered Brass ;  
Polished Chrome

*Custom Finishes:*  
All Custom Finish Options  
(Including Unlacquered Brass)

### R-11 Hooded Round Cage Light



Listed, Suitable for Wet Location; Interior & Exterior Residential / Commercial

**Max Wattage:** 100w LED Equivalent; 75w Wall, 60w Ceiling Incandescent Bulb

**Socket:** Medium (E26) Base (accepts LEDs Incandescent) ; Dimmable ; Switch Available

**Glass:** Clear or Frosted

**Mounting:** 6" back plate attaches to standard box. All Installation Hardware Provided. Alternative Mounting Options available

Available Finishes:

*Standard:*  
Unlacquered Brass ;  
Industrial Chrome  
Polished Chrome

*Custom:*  
All Options

### N-2 Round Light



Listed, Suitable for Wet Location; Interior & Exterior Residential / Commercial

**Max Wattage:** 60w LED; 25w Incandescent

**Socket:** Small (E12) Base (accepts LEDs Incandescent) ; Dimmable; Switch Available

**Glass:** Frosted

**Mounting:** 5" mounting surface; all Installation Hardware Provided. Alternative Mounting Options available

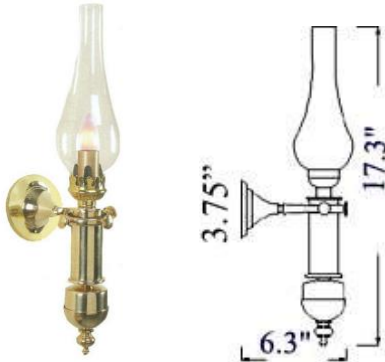
Available Finishes:

*Standard Finishes:*  
Lacquered Brass ;  
Polished Chrome

*Custom Finishes:*  
All Options

Options: Wall or Ceiling Fixture

### G-1E Gimballed Electric Light



**Max Wattage:** 60w (100w LED Equivalent)

**Socket:** Small (E12) Base (accepts LEDs Incandescent) ; Dimmable

**Glass:** Clear chimney ;

**Mounting:** Oval back plate measures 3.75" X 2.6" – We offer brass 4.5" back plate to cover standard box

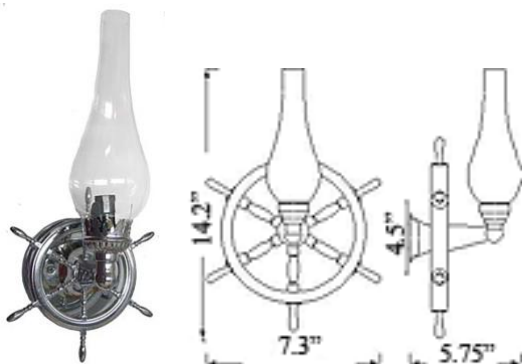
**Options:** Larger size (G-2) Available (20.5" tall, 11" extension).

**Available Finishes:**

*Standard:*  
Unlacquered Brass ;  
Polished Chrome

*Custom:*  
All Options

### S-1 Wheel Sconce



 Listed, Suitable for Residential / Commercial Dry Location Only

**Max Wattage:** 100w Incandescent (60w LED Equivalent)

**Socket:** Small (E12) Base (accepts LEDs Incandescent) ; Dimmable

**Glass:** Clear Chimney

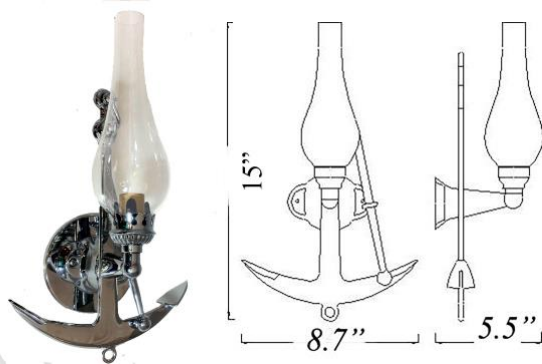
**Mounting:** Back plate (4.5" diameter) provided separately (in matching finish) to cover standard junction box. All installation hardware provided.


**Available Finishes:**

*Standard:*  
Unlacquered Brass ;  
Polished Chrome

*Custom:*  
All Options

### S-2 Anchor Sconce



 Listed, Suitable for Residential / Commercial Dry Location Only

**Max Wattage:** 100w Incandescent (60w LED Equivalent)

**Socket:** Small (E12) Base (accepts LEDs Incandescent) ; Dimmable

**Glass:** Clear Chimney

**Mounting:** Back plate (4.5" diameter) provided separately (in matching finish) to cover standard junction box. All installation hardware provided.


**Available Finishes:**

*Standard:*  
Unlacquered Brass ;  
Polished Chrome

*Custom:*  
All Options

### S-3 Sailboat Sconce



 Listed, Suitable for Residential / Commercial Dry Location Only

**Max Wattage:** 100w Incandescent (60w LED Equivalent)

**Socket:** Small (E12) Base (accepts LEDs Incandescent) ; Dimmable

**Glass:** Clear Chimney

**Mounting:** Back plate (4.5" diameter) provided separately (in matching finish) to cover standard junction box. All installation hardware provided.

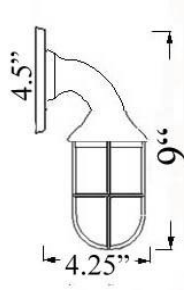
**Available Finishes:**

*Standard:*  
Unlacquered Brass ;

*Custom:*  
All Options (Including Chrome)



### T-1 Small Bulkhead Light



UL Listed; Suitable for Interior & Exterior Residential / Commercial Use

**Max Wattage:** 25w

**Socket:** Small (E12) Base (accepts LEDs Incandescent) ; Dimmable

**Glass:** Clear Only

**Mounting:** 4.5" Brass Mounting Back plate added to bronze light to cover a standard box.

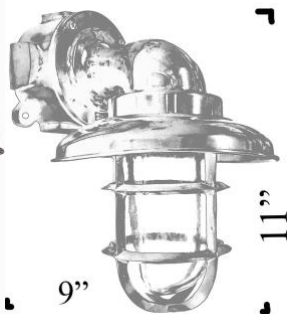
**Architectural Salvage:** Original casting ; All lights are unique and may show signs of age / wear

Available Finishes:

*Standard Finishes:*  
Unlacquered Bronze (with Brass BP)

*Custom Finishes:*  
All Custom Finish Options (Including Chrome)

### T-2 Bronze Hooded Bulkhead Light



UL Listed; Suitable for Interior & Exterior Residential / Commercial Use

**Max Wattage:** 100w LED Equivalent; 75w Incandescent Bulb

**Socket:** Medium (E26) Base (accepts LEDs Incandescent) ; Dimmable (GU-24 Available); Switch Available

**Glass:** Clear Glass (Frosted +\$)

**Architectural Salvage:** Original casting ; All lights are unique and may show signs of age / wear

**Mounting:** 4.5" surface with 2 holes for wood screws. Screws provided. – Larger Size Available

Available Finishes:

*Standard:*  
Unlacquered Bronze with Copper Hood

*Custom:*  
All Options

### T-3 Convoy Hanging Light



UL Listed; Suitable for Interior & Exterior (Covered) Residential / Commercial Use

**Max Wattage:** 100w LED Equivalent; 75w Incandescent Bulb

**Socket:** Medium (E26) Base (accepts LEDs Incandescent) ; Dimmable (GU-24 Available)

**Glass:** Clear Glass (Frosted +\$)

**Architectural Salvage:** Original casting ; All lights are unique and may show signs of age / wear

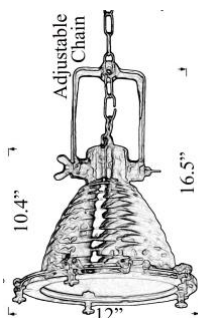
**Mounting:** 4.8" Mounting Plate and 20" of chain is provided in brass; more available upon Request. All Install Hardware Provided.

Available Finishes:

*Standard Finishes:*  
Unlacquered Bronze (back plate and chain in brass)

*Custom Finishes:*  
All Options

### T-4 Cargo Hanging Light



UL Listed; Suitable for Interior & Exterior (Covered) Residential / Commercial Use

**Max Wattage:** 1100w LED Equivalent; 75w Incandescent Bulb

**Glass:** Clear Standard

**Architectural Salvage:** Original casting ; All lights are unique and may show signs of age / wear


**Mounting:** 4.8" Mounting Plate; 20" of chain is provided; more available upon Request. All Install Hardware Provided.


Available Finishes:

*Standard Finishes:*  
Unlacquered Brass & Copper (Chain and BP brass)

*Custom Finishes:*  
All Custom Finish Options (Including Chrome)

### T-5 Convoy Wall Light



 Listed; Suitable for Interior & Exterior Residential / Commercial Use

Max Wattage: 100w LED Equivalent;  
75w Incandescent Bulb

Socket: Medium (E26) Base (accepts LEDs Incandescent) ;  
Dimmable (GU-24 Available)

Glass: Clear Glass (Frosted +\$)

Architectural Salvage: Original casting ; All lights are unique and may show signs of age / wear

Mounting: 4.5" surface with 4 holes for wood screws.  
Screws provided.


Available Finishes:

Standard:  
Unlacquered Bronze

Custom:  
All Options

### T-6 Lighthouse Wall Light



 Listed; Suitable for Interior & Exterior Residential / Commercial Use

Max Wattage: 100w LED Equivalent;  
75w Incandescent Bulb

Socket: Medium (E26) Base (accepts LEDs Incandescent) ;  
Dimmable (GU-24 Available)

Glass: Clear Glass (Frosted available at additional cost)

Architectural Salvage: Original casting ; All lights are unique and may show signs of age / wear

Mounting: 4.5" surface with 4 holes for wood screws.  
Screws provided.


Available Finishes:

Standard:  
Unlacquered Bronze  
(Optional Copper Hood)

Custom:  
All Options

### T-7 Grace Wall Light



 Listed; Suitable for Interior & Exterior Residential / Commercial Use

Max Wattage: 100w LED Equivalent; 60w Incan Bulb) -  
Medium (E26) Base (accepts LEDs Incandescent) ; Dimmable  
(GU-24 Available)

Glass: Clear Glass

Architectural Salvage: Original casting ; All lights are unique and may show signs of age / wear

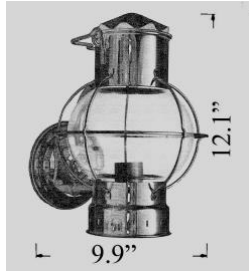
Mounting: Fixture mounting surface is 3.5" diameter; Optional  
brass back plate available to cover standard junction box (4.5"  
diameter)..

Available Finishes:

Standard:  
Unlacquered Bronze

Custom:  
All Options

### U-1: Bracket Globe Light



UL Listed; Suitable for Interior & Exterior Residential / Commercial Use

**Max Wattage:** 100w LED Equivalent; 75w Incandescent Bulb

**Socket:** Medium (E26) Base (accepts LEDs Incandescent) Dimmable (GU-24 Available)

**Glass:** Clear Glass

**Mounting:** 5.25" Mounting Surface attaches to standard box. All Installation Hardware Provided.

Available Finishes:

*Standard:*  
Unlacquered Brass ;  
Unlacquered Brass &  
Copper Combination  
(Coated Versions  
Available)

### U-2: Small Bracket Anchor Light



UL Listed; Suitable for Interior & Exterior Residential / Commercial Use

**Max Wattage:** 100w LED Equivalent; 60w Incandescent Bulb

**Socket:** Small (E12) Base (accepts LEDs Incandescent) ; Medium Base (E26) Available

**Glass:** Clear Glass Only (Fresnel amplifies light)

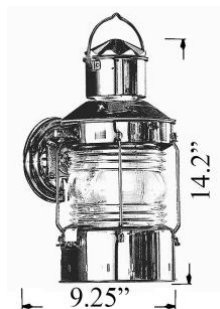
**Mounting:** 4.5" Mounting Surface attaches to standard box. All Installation Hardware Provided.

Available Finishes:

*Standard:*  
Unlacquered Brass  
Coated Brass

*Custom:*  
All Options (Including  
Chrome)

### U-3: Bracket Anchor Light



UL Listed; Suitable for Interior & Exterior Residential / Commercial Use

**Max Wattage:** 100w LED Equivalent; 75w Incandescent Bulb

**Socket:** Medium (E26) Base (accepts LEDs Incandescent) Dimmable (GU-24 Available)

**Glass:** Clear Glass Only (Fresnel amplifies light)

**Mounting:** 5.25" Mounting Surface attaches to standard box. All Installation Hardware Provided.

Available Finishes:

*Standard:*  
Unlacquered Brass  
Coated Brass

*Custom:*  
All Options (Including  
Chrome)

### Hanging Anchor Light



**U-4**  
**Max Watt:**  
40w-  
(100w LED)



**U-5**  
**Max Watt:** -  
60w  
(100w LED)



**U-6**  
**Max Watt:**  
75w  
(100w LED)



Listed; Suitable for Interior & Exterior (Covered) Residential / Commercial Use

**Mounting:** 4.8" Mounting Plate; 20" of chain provided; more available upon Request. All Hardware Provided.

**Socket:** Medium (E26) Base (accepts LEDs Incandescent) ; Dimmable (GU-24 Available)

**Available Finishes:** Unlacquered & Coated Brass; All Custom Finish Options Available

### Flush Mount Anchor Light



**U-4F**  
Max Watt:  
 40w  
 (100w LED)



**U-5F**  
Max Watt: -  
 60w  
 (100w LED)



**U-6F**  
Max Watt:  
 75w  
 (100w LED)



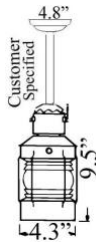
Listed; Suitable for Interior & Exterior (Covered) Residential / Commercial Use

Available Finishes: Unlacquered and Coated Brass; All Custom Finish Options

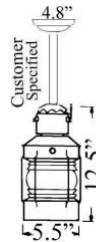
Mounting: 4.8" Mounting Plate; All Hardware Provided.

Socket: Medium (E26) Base (accepts LEDs Incandescent) ; Dimmable (GU-24 Available)

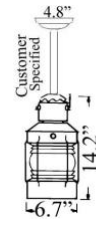
### Pole Mount Anchor Light



**U-4tub**  
Max Watt:  
 40w-  
 (100w LED)



**U-5tub**  
Max Watt: -  
 60w  
 (100w LED)



**U-6tub**  
Max Watt:  
 75w  
 (100w LED)



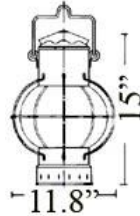
Listed; Suitable for Interior & Exterior Residential / Commercial Use

Available Finishes: Unlacquered and Coated Brass; All Custom Finishes Available

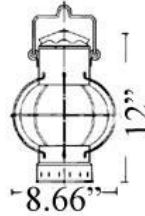
Socket: Medium (E26) Base (accepts LEDs Incandescent) ; Dimmable (GU-24 Available)

Mounting: 4.8" Mounting Back Plate. Overall height is adjusted to customer specs. All Hardware Provided.

### Hanging Globe Light



**U-7**  
Max Watt:  
 - (100w LED)



**U-8**  
Max Watt: -  
 (100w LED)



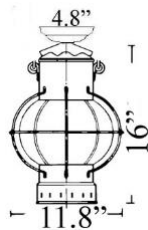
Listed; Suitable for Interior & Exterior (Covered) Residential / Commercial Use

Mounting: 4.8" Mounting Plate; 20" of chain provided; more available. All Hardware Provided.

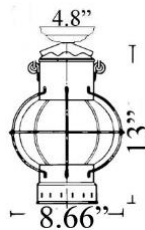
Socket: Medium (E26) Base (accepts LEDs Incandescent) ; Dimmable (GU-24 Available)

Available Finishes: Unlacquered & Coated Brass Only

### Flush Mount Globe Light



**U-7F**  
Max Watt:  
 - (100w LED)



**U-8F**  
Max Watt: -  
 (100w LED)



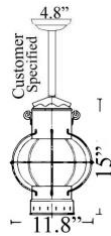
Listed; Suitable for Interior & Exterior (Covered) Residential / Commercial Use

Mounting: 4.8" Mounting Plate; All Hardware Provided.

Socket: Medium (E26) Base (accepts LEDs Incandescent) ; Dimmable (GU-24 Available)

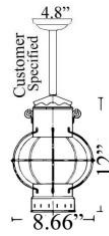
Available Finishes: Unlacquered & Coated Brass Only

## Pole Mount Globe Light



### U-7tub

Max Watt:  
- (100w LED)



### U-8tub

Max Watt:  
(100w LED)



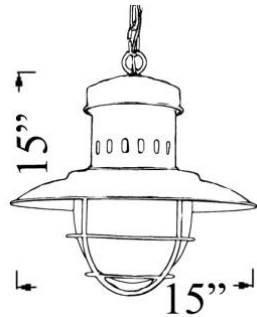
Listed; Suitable for Interior & Exterior (Covered) Residential / Commercial Use

Available Finishes: Unlacquered and Coated Brass

Socket: Medium (E26) Base (accepts LEDs Incandescent) ; Dimmable (GU-24 Available)

Mounting: 4.8" Mounting Back Plate. Overall height is adjusted to customer specs. All Hardware Provided.

## U-9: Hanging Fisherman Light



Listed; Suitable for Interior & Exterior (Covered) Residential / Commercial Use

Maximum Wattage: 100w LED Equivalent;  
60w Incandescent Bulb

Glass: Frosted Only

Socket: Medium (E26) Base (accepts LEDs Incandescent) ; Dimmable (GU-24 Available)

Mounting: 4.8" Mounting Plate; 20" of chain is provided; more available upon Request. All Install Hardware Provided.

Available Finishes:

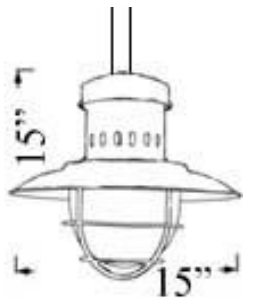
*Standard:*

Lacquered Brass  
Unlacquered Brass

*Custom:*

All Options (Including Chrome)

## U-9tub: Fisherman Pole Light



Listed; Suitable for Interior & Exterior (Covered) Residential / Commercial Use

Maximum Wattage: 100w LED Equivalent;  
75w Incandescent Bulb

Glass: Frosted Only

Socket: Medium (E26) Base (accepts LEDs Incandescent) ; Dimmable (GU-24 Available)

Mounting: 4.8" Mounting Back Plate. Overall height is adjusted to customer specification. All Install Hardware Provided.,

Available Finishes:

*Standard:*

Lacquered Brass  
Unlacquered Brass

*Custom:*

All Options (Including Chrome)

## U-12: 'Antiqued' Anchor Light



Listed; Suitable for Interior & Exterior (Covered) Residential / Commercial Use

Max Wattage: 100w LED Equivalent;  
75w Incandescent Bulb

Socket: Medium (E26) Base (accepts LEDs Incandescent) ; Dimmable (GU-24 Available)

Glass: Amber Colored Glass

Mounting: 4.8" Mounting Back Plate. Overall height is adjusted to customer specification. All Install Hardware Provided.,


Available Finishes:

*Standard Finishes:*

Oxidized / 'Antiqued'  
Copper Only (Back plate and Chain in brass)

### U-13: 'Antiqued' Globe Light



 Listed; Suitable for Interior & Exterior (Covered) Residential / Commercial Use

Max Wattage: 100w LED Equivalent;  
75w Incandescent Bulb

Socket: Medium (E26) Base (accepts LEDs Incandescent) ; Dimmable (GU-24 Available)

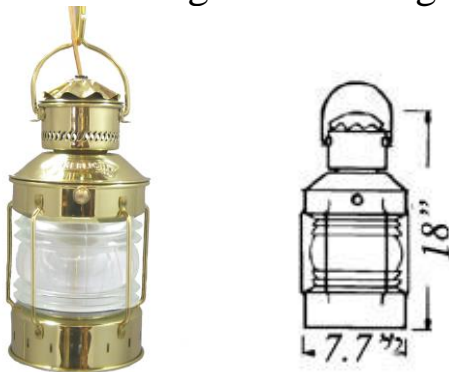
Glass: Amber Colored Glass


Mounting: 4.8" Mounting Plate; 20" of chain is provided; more available upon Request. All Install Hardware Provided

Available Finishes:

*Standard Finishes:*  
Oxidized / 'Antiqued'  
Copper Only (Back plate and Chain in brass)

### U-14: Extra Large Anchor Light



 Listed; Suitable for Interior & Exterior Residential / Commercial Use

Max Wattage: 100w LED Equivalent;  
75w Incandescent Bulb

Socket: Medium (E26) Base (accepts LEDs Incandescent) ; Dimmable (GU-24 Available)

Mounting: 4.8" Mounting Plate; 20" of chain is provided; more available upon Request. All Install Hardware Provided

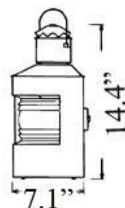
Options: Available as Hanging lights (U-14), Flush Mount (U-14F), or Pole Light (U-14tub)

Available Finishes:

*Standard*  
Unlacquered Brass  
Coated Brass

*Custom:*  
All Options (Including Chrome)

### Pair Port & Starboard Lights



**#8304**  
Max Wattage: 60w  
Standard Base  
Lacquered brass

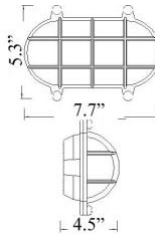



**#8311**  
Max Wattage: 40w  
Small base bulb  
Lacquered brass  
Available in Oil

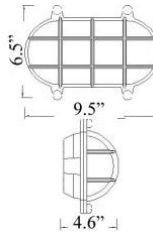
Can be mounted on wall, placed on mantle, or hung  
Wire exits through the bottom portion of the back of each light

Available Finishes: Lacquered Brass Only

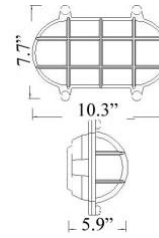
Oval Cage Lights w/ Screws



**WF-1**  
Max Watt:  
 60w Wall  
 (100w LED)



**WF-2**  
Max Watt:  
 60w Wall  
 & Ceiling  
 (100w LED)



**WF-3**  
Max Watt:  
 100w Wall  
 60w Ceiling  
 (100w LED)



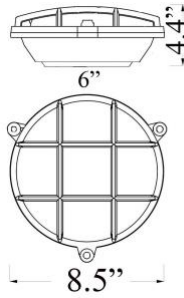
Listed; Suitable for Interior & Exterior Residential / Commercial Use

Glass: Clear Ribbed or Frosted Ribbed

Available Finishes: *Standard:* Unlacquered Brass & Chrome ; *Custom Finishes:* All Custom Finish Options

Socket: Medium (E26) Base (accepts LEDs Incandescent) ; Dimmable (GU-24 Available) ; Switch Available

WF-4 Round Cage Light (w/ screws)



Listed, Suitable for Wet Location; Interior & Exterior Residential / Commercial

Max Wattage: 100w LED Equivalent; 75w Wall, 60w Ceiling Incandescent Bulb

Socket: Medium (E26) Base (accepts LEDs Incandescent) ; Dimmable ; Switch Available (GU-24 Available)

Glass: Clear or Frosted

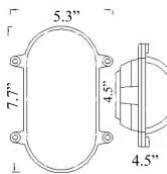
Mounting: 6" back plate attaches to standard box. All Installation Hardware Provided. Alternative Mounting Options available

Available Finishes:

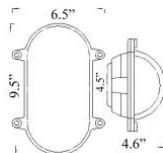
*Standard:*  
 Unlacquered Brass ;  
 Industrial Chrome  
 Polished Chrome

*Custom:*  
 All Options

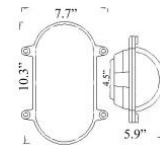
Oval Lights w/ Screws



**WF-5**  
Max Watt:  
 60w Wall  
 40w Ceiling  
 (100w LED)



**WF-6**  
Max Watt:  
 60w Wall  
 & Ceiling  
 (100w LED)



**WF-7**  
Max Watt:  
 100w Wall  
 60w Ceiling  
 (100w LED)



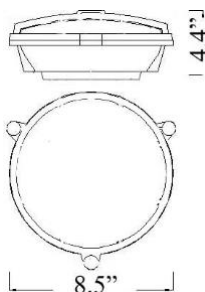
Listed; Suitable for Interior & Exterior Residential / Commercial Use

Glass: Clear Ribbed or Frosted Ribbed

Available Finishes: *Standard:* Unlacquered Brass; *Custom Finishes:* All Custom Finish Options (Chrome)

Socket: Medium base (Incandescent , CFLs & LED Bulbs) ; GU-24 (CFL only) ; Switch Available

WF-8 Open Round Light (w/ screws)



Listed, Suitable for Wet Location; Interior & Exterior Residential / Commercial

Max Wattage: 100w LED; Wall, 60w Ceiling Incandescent Bulb

Socket: Medium (E26) Base (accepts LEDs Incandescent) ; Dimmable ; Switch Available

Glass: Clear or Frosted

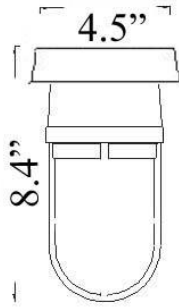
Mounting: 6" back plate attaches to standard box. All Installation Hardware Provided. Alternative Mounting Options available

Available Finishes:

*Standard:*  
 Unlacquered Brass

*Custom:*  
 All Options (Including Chrome)

NC-1 Flush Bulkhead w/o Cage



Listed; Suitable for Interior & Exterior Residential / Commercial Use

**Max Wattage:** 75w LED; 60w Incandescent Bulb  
**Socket:** Medium (E26) Base (accepts LEDs Incandescent) ; Dimmable (GU-24 Available) ; Switch Available

**Glass:** Clear or Frosted Available

**Orientation:** Ceiling, Wall or Pole Mount ;

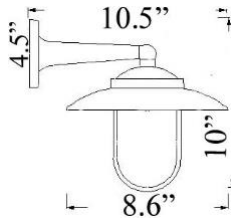
**Mounting:** 4.5" Mounting Plate; All Installation Hardware Provided. Alternative Mounting Options available upon request.

Available Finishes:

*Standard:*  
 Unlacquered Brass ;  
 Chrome

*Custom:*  
 All Options

NC-2 Small Hooded w/o Cage



Listed, Suitable for Wet Location; Interior & Exterior Residential / Commercial use

**Max Wattage:** 75w LED Incandescent Bulb  
**Socket:** Medium (E26) Base (accepts LEDs Incandescent) ; Dimmable (GU-24 Available)

**Glass:** Clear or Frosted

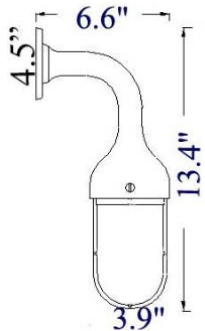
**Mounting:** 4.5" Mounting Plate attaches to Standard box; All Installation Hardware Provided.

Available Finishes:

*Standard:*  
 Unlacquered Brass  
 Chrome

*Custom:*  
 All Options

NC-3 – Elbow Light w/o Cage



Listed, Suitable for Wet Location; Interior & Exterior Residential / Commercial

**Max Wattage:** 100w LED Equivalent; Incandescent Bulb

**Socket:** Medium (E26) Base (accepts LEDs Incandescent) ; Dimmable (GU-24 Available)

**Glass:** Clear or Frosted Glass

**Mounting:** 4.5" Mounting Plate attaches to standard box; All Installation Hardware Provided

Dry Location only if mounted going up

Available Finishes:

*Standard:*  
 Unlacquered Brass

*Custom:*  
 All Options (Including Chrome)

NC-4 Sm Hooded Hanging w/o Cage



Listed; Suitable for Interior & Exterior (Covered) Residential / Commercial Use

**Max Wattage:** 100w LED Equivalent; 60w Incandescent Bulb

**Socket:** Medium (E26) Base (accepts LEDs Incandescent) ; Dimmable (GU-24 Available)

**Glass:** Clear or Frosted Glass

**Mounting:** 4.8" Mounting Plate; 20" of chain is provided; more available upon Request. All Install Hardware Provided.

Available Finishes:

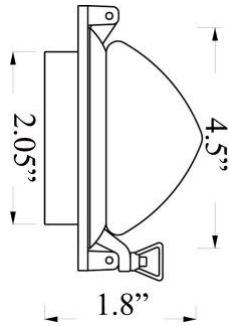
*Standard:*  
 Unlacquered Brass ;  
 Chrome

*Custom:*  
 All Options



## Decorative Low Voltage Accent Lighting & New Products:

### N-1 Novelty Porthole Light



Interior Use Only

Max Wattage: 20w G-4 base bulb

28w LED Equivalent Bulb Available

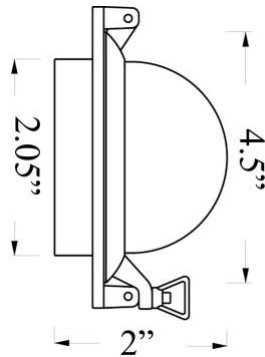
12v light requires magnetic transformer for 110v use

Glass: Frosted glass only

Available Finishes:

*Standard:*  
Lacquered Brass  
Polished Chrome

### N-3 Porthole Moon Light



Interior Use Only

Max Wattage: 20w G-4 base bulb

28w LED Equivalent Bulb Available

12v light requires magnetic transformer for 110v use

Glass: Frosted glass only

Available Finishes:

*Standard:*  
Lacquered Brass  
Polished Chrome

### N-4 Nautical Clear Light



Max Wattage: 10w Sv8,5-8 bulb –

28w LED Equivalent Bulb Available

12v - Requires magnetic transformer for Residential / 110v use

Glass: Plastic Lens; Clear, Red, Green Available

Options: ‘Masthead’ (225 degrees of glass), ‘Stern’ (135 d) and P&S (112d) Available; Rubber Gasket

Suitable for Interior & Exterior, Nautical and Residential Use

Available Finishes:

*Standard Finishes:*  
Unlacquered Brass  
Polished Chrome

*Custom Finishes:*  
Upon Special Request

### N-4PS Nautical Port & Starboard



Max Wattage: 10w Sv8,5-8 bulb –

28w LED Equivalent Bulb Available

12v - Requires magnetic transformer for Residential / 110v use

Glass: Plastic Lens; Clear, Red, Green Available

Options: ‘Masthead’ (225 degrees of glass), ‘Stern’ (135 d) and P&S (112d) Available; Rubber Gasket

Suitable for Interior & Exterior, Nautical and Residential Use

Available Finishes:

*Standard Finishes:*  
Unlacquered Brass  
Polished Chrome

*Custom Finishes:*  
Upon Special Request

# Residential & Nautical Solid Brass Hardware and Décor

## Porthole Mirrors



HD-13: 18.5" Diameter  
 HD-15: 11.8" Diameter  
 HD-16: 8.25" Diameter

Available Finishes:

Standard Finishes:  
 Unlacquered Brass  
 Polished Chrome

Custom Finishes: Inquire

Options: Interior mirror portion can be opened and closed. Made from authentic portholes.

Material: Solid Brass Construction makes for a heavy, durable mirror.

## Herreshoff Cleats



### CL-1 – CL-4 Cleats

Uses: Door Handles, Hooks, Curtain Holders, Decoration and more

Available Lengths:

10" (CL-1), 8" (CL-2), 6" (CL-3), 5" (CL-4) –  
 Screws Included

Available Finishes:

Standard Finishes:  
 Unlacquered Brass  
 Polished Chrome

Custom Finishes: Inquire

## Miniature Cleats



### CL-9- CL-12 Miniature Cleats

Uses: Door pulls, Curtain Holders, Cabinet Hardware, Nautical Hooks, Towel Hooks, Decoration, Kitchen Pulls, Curtain Ties and More

Available Lengths:

5" (CL-9), 4" (CL-10), 3" (CL-11), 2" (CL-12)  
 - Screws Included

Available Finishes:

Standard Finishes:  
 Unlacquered Brass  
 Polished Chrome

Custom Finishes: Inquire

### HK-10 3 Way Swing Hook

Size: 3" x 1.5" base ; 5" extension

Each Hook swings separately  
 Comes tight as its constructed to remain sturdy during rough seas,  
 Will loosen over time.

Standard Finishes:

Unlacquered Brass, Polished Chrome



### HD-14 Ship's Bell

Diameter: 5.9"

Comes with decorative rope at base of 'handle'

Standard Finishes:

Unlacquered Brass  
 Polished Chrome

# Shiplights

*Residential & Commercial Lighting*

**Press & Installation Photos:** (Visit our website for recent updates and project photos)

Coastal Living Magazine:



**H-2**  
*Large Hooded Wall Mount*



**S-2**  
*Anchor Sconce*

Cape Cod Islands Magazine



**C-5**  
*Garden Hanging Light*

Bath Trends Magazine:



**B-4C**  
*Elbow Bulkhead Light*

Disney Polynesian Hotel:



**U-6**  
*Anchor Light*

Renovation Style Magazine & Private Residence (Maine):



**G-1E**  
*Gimbaled Electric Light*

Bitter End Yacht Club – Virgin Gorda, BVI:



*B-4C  
Elbow  
Bulkhead  
Light*



*CL-1*

Yacht Club - Fort Lauderdale, FL:



*B-3  
Bulkhead Light*



*O-2  
Medium Oval Cage*

Kip's Bay Show House - New York ; Private Residence – Boston, MA



*B-3  
Bulkhead  
Light w/  
Cross Bar*



*C-6  
Small Brim  
Pole Light*



*T-4TUB*

Private Residence – Key West, FL:



*U-3  
Large Bracket  
Anchor Light*

Private Residence (Martha's Vineyard):



*U-9  
Fisherman's  
Light*

Private Residence - MA



*C-6*  
Small Brim  
Pole Light



*C-1F*  
Sm Hooded  
Flush Mount

Greydon House (Nantucket, MA)



*U-11*

Maine Home Design Magazine



*N-1*

Blue Fins Restaurant (Times Square)



*R-11*

MOMA Restaurant (NYC)



*H-4*

Restaurant (New York, NYC)



*O-2*

YMCA Camp Surf (CA):




*R-2*

Sadelle's Restaurant (New York, NY) :



*H-12*

Private Residence (Florida) :




*WF-3*



*B-3*

Private Residence (MA)



*H-2*  
*Large Hooded Wall Mount*

Hamptons Designers Show House



*T-4*  
*Cargo Light*



Ichicoro Ane Restaurant



Private Residence (Miami) - H-4ORB




Cliff House (Cape Neddick, ME)  
B-4C: Elbow Wall Light



LA Jackson (Nashville, TN) - R-11 Copper



Private Residence - O-4 Polished Nickel



Private Residence B-3C




Cecconis Restaurant (Brooklyn)  
U-9TUB Fisherman's Pole Light



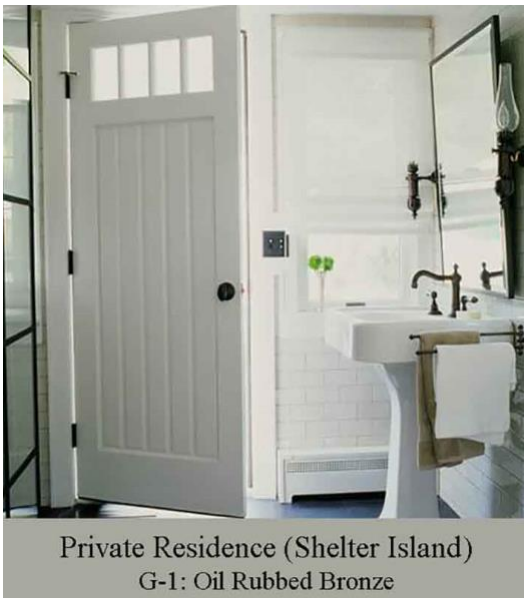
Ace Hotel (New Orleans, LA) - F-3



Sawgrass Marriott (Ponte Verda, FL)  
B-1F: Flush Bulkhead Light



Private Residence (Cape Cod)



Private Residence (Shelter Island)  
G-1: Oil Rubbed Bronze



The Standard Hotel (Miami, FL)  
B-1F: Flush Bulkhead Light



### Some Recent Projects & Press:

NYC Seaport Pier 17 ; White House (US Navy Mess); Freehand Hotel (NYC), Hyannis Harbor Hotel (Cape Cod) ; Sawgrass Marriot (Ponte Verda, FL) ; Greenwich Country Club (Greenwich, CT) ; Lark Hotels (Falmouth, MA) ; The Standard Hotel (Miami Beach, FL) ; Sadelle's Restaurant (New York, NY) ; The Tonight Show Set (New York, NY) ; Cliff House Hotel (Ogunquit, ME) ; Soundview Inn (Greenport, NY) ; Disney World (Polynesian Village) ; New York Yacht Club ; Ichicoro Ana Restaurant (FL) ; Edition Hotel (Miami Beach, FL & London, UK) ; Ace Hotel (New Orleans, LA) ; Portland Harbor Hotel (Portland, ME) ; Life Hotel (New York, NY) ; Two Bunch Palms Resort (Palm Desert, CA) ; Greydon House (Nantucket, MA); Maguire's Restaurant (Fire Island) ; 21 Broad Hotel (Nantucket, MA) ; Blue Fin Restaurant (Times Square) ; Jupiter Island Club; Bitter End Yacht Club (BVI) ; Four Seasons Hotel (Nevis) ; Black Rock Yacht Club (Bridgeport, CT) ; Charleston Harbor Hotel; Woodway Country Club (Darien, CT) ; River Café (Brooklyn, NY) ; Great Harbor Yacht Club (Nantucket, MA) ; Guy Harvey Big Game Resort (Bahamas) ; The River Café (Brooklyn, NY) ; Red Lobster Restaurant (San Juan,PR)



Architectural Digest Magazine  
B-3 Bulkhead Light w/ Cross Bar



Private Residence (Cape Cod)  
B-3: Bulkhead Light w/ Cross Bar

**New Products & Install Photos:** We're constantly adding new Install Images and Products. Please visit our website for updates.

### **Custom On / Off Switches:**

We're excited to announce that we can install on/off switches on all lights (additional cost). See image above from Architectural Digest Magazine with switch added.

### **Energy Efficiency:**

We recommend using LED Bulbs on all fixtures to increase efficiency! We will soon be offering LED bulbs with our fixtures. Please inquire.